




NEUROSURGERY

# BASIC SETS OF NEUROSURGICAL INSTRUMENTS

PRESENTED BY THE WORLD FEDERATION  
OF NEUROSURGICAL SOCIETIES (WFNS) AND AESCULAP

PRESENTED BY THE  
WORLD FEDERATION OF NEUROSURGICAL SOCIETIES (WFNS)  
AND AESCULAP



“The idea to design a Basic Set of Neurosurgical Instruments originated because of the observations we made of the extremely difficult conditions under which neurosurgeons of the world’s poorest countries have to work. One of the most prominent problems is the lack of appropriate neurosurgical instruments.

Furthermore, these countries suffer from a shortage of specialized neurosurgeons who can train other surgeons and residents to optimize the treatment and thereby also the outcome for neuro-surgical patients.

With this Basic Set of Neurosurgical Instruments, WFNS, together with Aesculap, has initiated a worldwide project. It provides an attractive platform for sponsoring adequate neurosurgical instruments in countries that are in great need of such equipment.

This set of instruments can be used for the most common neurosurgical procedures. Along with the Basic Set of Neurosurgical Instruments we also provide basic neurosurgical training for general surgeons who must render such services in developing countries. It is also our intention to help neurosurgeons improve the standards of neurosurgical procedures in hospitals of poor countries.

We hope to find numerous sponsors who will purchase this Basic Set of Neurosurgical Instruments and thereby support physicians in developing countries who are devoted to neurosurgery and to helping their patients.

I am extremely grateful to both, Bernhard L. Bauer, M.D., former Professor of Neurosurgery at Philipps-University in Marburg, Germany, and Aesculap, for helping me to realize this project.”

Prof. Dr. Madjid Samii  
Honorary President of the WFNS Foundation  
Honorary President of the WFNS

„The WFNS Foundation has developed a Programme to help neurosurgeons who work in places where the lack of resources makes it difficult or even impossible to perform surgery for complex brain or spinal cord pathologies.

Until now the provision of a Surgical Microscope and/or a Basic Set of Neurosurgical Instruments of high quality and at very low cost, solved the problem of many of our colleagues and of course patients in developing countries around the world. Now, thanks once more to the collaboration with Aesculap, it is possible to include all essential instruments and devices in the list of WFNS Basic Sets of Neurosurgical Instruments, which are necessary to perform cranial and spinal neurosurgery in a correct way“.

Prof. Dr. Miguel A. Arraez  
Chairman of WFNS Coordinator Activities Committee



- 1) The applicant sends his/her application to WFNS Central Office, by mentioning the sponsor's and consignee's addresses. The Director will then forward the Criteria to be fulfilled and a Questionnaire to be filled in, dated and signed and returned to the Central Office, together with a letter of support from the President of the Society of which the applicant is a member. The full application will then be reviewed by the Director, the President of the Foundation and the Second Vice-President of WFNS concerned.
- 2) If officially approved, then the WFNS Director passes the addresses on to Aesculap AG, to the attention of Marketing Neurosurgery.
- 3) WFNS requests the applicant/sponsor to transfer the total amount of the cost of the Set(s), by bank-to-bank transfer to the following address:

**World Federation of Neurosurgical Societies - Foundation** Foundation Account (USD) 1790579-12-4  
 (Clearing No: 4835) IBAN No. CH90 0483 5179 0579 1200 4  
 Swift Code: CRESCHZZ80A, Credit Suisse SA

in favour of the  
**World Federation of Neurosurgical Societies (WFNS)** Foundation Account No.: 1.344 450 010 016  
 040

| Product-No. | Article               |
|-------------|-----------------------|
| XG216       | WFNS Cranial Set      |
| XG217       | WFNS Spinal Set       |
| XG601       | WFNS Bipol. Coag. Set |

WFNS will charge 10 %, nonrefundable, of the prices listed to cover administrative costs. For prices of the optional WFNS Micro Lumbar Discectomy System please contact: [neuro@aesculap.info](mailto:neuro@aesculap.info)


The applicant/sponsor should inform his/her bank that any transfer fees should be charged to their account and not to that of the WFNS. A check can also be sent, made payable to:

**World Federation of Neurosurgical Societies and mailed to WFNS Central Office**  
 e-mail: [info@wfns-secretariat.org](mailto:info@wfns-secretariat.org)

- 4) As soon as the amount is credited to the account, delivery will be made to the consignee on CIP basis.

For further information visit our homepage:  
[www.aesculap-neuro.com](http://www.aesculap-neuro.com)

# WFNS CRANIAL SET - TRAY 1

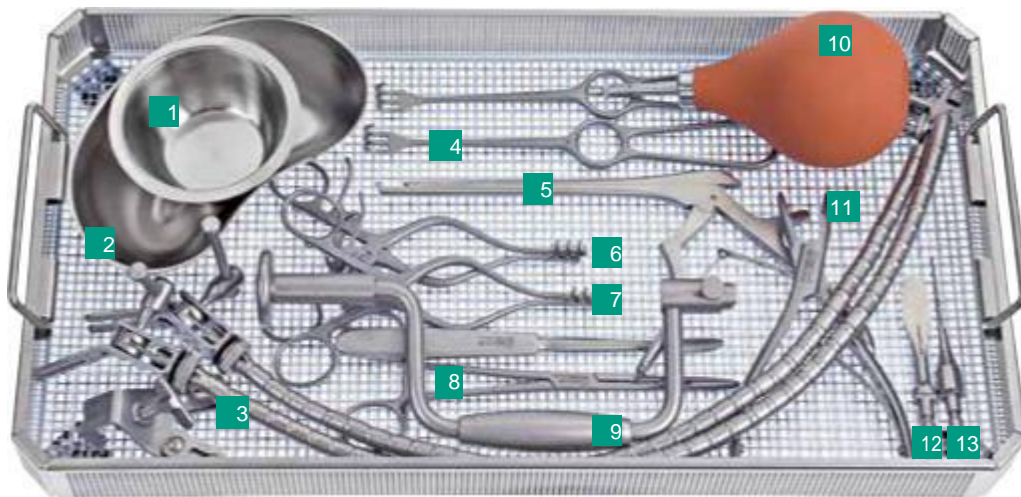


| No. | Content                   |
|-----|---------------------------|
| 1   | FRAZIER Dura Retractor    |
| 2   | Director                  |
| 3   | Catheter for Rubber Ball  |
| 4   | OLIVECRONA Wire Saw       |
| 5   | Hook Handle for Wire Saw  |
| 6   | TOENNIS-ADSON Scissors    |
| 7   | Nerve Scissors            |
| 8   | FERGUSSON Suction Cannula |
| 9   | FERGUSSON Suction Cannula |
| 10  | Surgical Scissor          |
| 11  | Scalpel Handle            |
| 12  | Scalpel Handle            |
| 13  | Haemostatic Scalp Clips   |
| 14  | Baby Crile Forceps        |

| No. | Content                  |
|-----|--------------------------|
| 15  | HEGAR Needle Holder      |
| 16  | YASARGIL Spring Hook     |
| 17  | DANDY Delicate Forceps   |
| 18  | HALSTED-MOSQUITO Forceps |
| 19  | MAYO-HEGAR Needle Holder |
| 20  | DAVIS Vascular Spatula   |
| 21  | Brain Spatula            |
| 22  | DEMARTEL Conductor       |
| 23  | GERALD Tissue Forceps    |
| 24  | Standard Tissue Forceps  |
| 25  | Tissue Forceps           |
| 26  | YASARGIL Tumor Forceps   |
| 27  | MINI-ALIF Forceps        |
| 28  | GRUENWALD Forceps        |




# WFNS CRANIAL SET - TRAY 2



| No. | Content                          |
|-----|----------------------------------|
| 1   | Laboratory Dish                  |
| 2   | Kidney Tray                      |
| 3   | YASARGIL LEYLA Retracting System |
| 4   | VOLKMANN Retractor               |
| 5   | KERRISON Bone Punch              |
| 6   | WEITLANER Retractor              |
| 7   | LANGENBECK Elevator              |
| 8   | Gross Forceps                    |
| 9   | HUDSON Drill Brace               |
| 10  | POLITZER Air Douche              |
| 11  | MEAD Bone Rongeur                |
| 12  | CUSHING Flat Drill               |
| 13  | Twist Drill                      |


# WFNS SPINAL SET - TRAY 1



| No. | Content                   |
|-----|---------------------------|
| 1   | SIMON Bone Curette        |
| 2   | DAUBENSPECK Bone Curette  |
| 3   | TOENNIS-ADSON Scissors    |
| 4   | Surgical Scissor          |
| 5   | Standard Tissue Forceps   |
| 6   | Tissue Forceps            |
| 7   | Scalpel Handle            |
| 8   | Scalpel Handle            |
| 9   | Dissector                 |
| 10  | Prospace Retractor        |
| 11  | MAYO-HEGAR Needle Holder  |
| 12  | GRUENWALD Forceps         |
| 13  | CASPAR Exploration Hook   |
| 14  | FERGUSSON Suction Cannula |


| No. | Content                   |
|-----|---------------------------|
| 15  | FERGUSSON Suction Cannula |
| 16  | CASPAR Rongeur            |
| 17  | CASPAR Rongeur            |
| 18  | Gross Forceps             |
| 19  | HEGAR Needle Holder       |

# WFNS BIPOLAR COAGULATION SET



| No. | Content   | Total Length | 175 mm | 195 mm | 235 mm | 255 mm |
|-----|---|--------------|--------|--------|--------|--------|
| 1   | Bipolar Electrosurgical Unit with Main and Equipotentialbonding cable | 0.4 mm       |        |        |        |        |
| 2   | Single-pedal foot switch, plastic housing                             | 0.7 mm       |        |        |        |        |
| 3   | Tray with YASARGIL bipolar forceps and connecting cables              | 1.0 mm       |        |        |        |        |
|     |   | 1.3 mm       |        |        |        |        |

# WFNS SPINAL SET - TRAY 2



| No. | Content                      |
|-----|------------------------------|
| 1   | HARVEY JACKSON Retractor     |
| 2   | ECHLIN Bone Rongeur          |
| 3   | CASPAR Retractor             |
| 4   | KERRISON Bone Punch          |
| 5   | KERRISON Bone Punch          |
| 6   | LANGENBECK Rib Raspatory     |
| 7   | ROETTGEN-RUSKIN Bone Rongeur |
| 8   | Kidney Tray                  |
| 9   | Laboratory Dish              |



The Basic Instrument Sets are stored in Aesculap Containers equipped with Trays, Silicon Cushioning Pads and TEFLON Permanent Container Filters.

## Optional WFNS Micro Lumbar Discectomy System

| No. | Content   |
|-----|---|
| 1   | Counter-Retractor, with ball snap closure, surface black-coated |
| 2   | Specula surface black-coated                                    |
| 3   | Blade, lateral, with ball snap closure, surface black-coated    |





## AESFULAP® – a B. Braun brand

Aesculap AG | Am Aesculap-Platz | 78532 Tuttlingen | Germany  
Phone +49 7461 95-0 | Fax +49 7461 95-2600 | [www.aesculap.com](http://www.aesculap.com)

The main product trademark "Aesculap" is a registered trademark of Aesculap AG. Subject to technical changes. All rights reserved. This brochure may only be used for the exclusive purpose of obtaining information about our products. Reproduction in any form partial or otherwise is not permitted.