

# WFNS

## NEUROANATOMY COMMITTEE

### WFNS Neurosurgical Anatomy

#### 2nd Live Webinar



### 23rd - 24th June, 2020

#### 12pm - 3.30pm GMT



# WFNS NEUROANATOMY COMMITTEE

## WFNS Neurosurgical Anatomy 2nd Webinar

23<sup>rd</sup> - 24<sup>th</sup> June 2020

**Dear colleagues,**

On behalf the World Federation of Neurological Surgeons “Neuroanatomy Committee” we are pleased to launch its “2<sup>nd</sup> online dynamic educational course” to promote sound clinical judgement, enhance neurosurgical skills of young neurosurgeons and trainees around the globe, infuse their challenges and respond to their inquiries.

The course will encompass special presentations by distinguished faculties, case discussion and short video sessions reflecting the importance of anatomical knowledge associated with the neurosurgical intervention.

Sincerely,

**Imad N. Kanaan & Vladimír Beneš**  
Chairmen of WFNS Neuroanatomy

### TOPICS

**Regional Anatomy for Orbit & Skull Base Approaches  
Endoscopy / Neurovascular Surgery**

### COURSE DIRECTORS



**Imad N. Kanaan**  
Professor & Chairman Emeritus  
KFSH & Research Center  
Alfaisal University, KSA

**Vladimír Beneš**  
Professor & Chairman Emeritus  
First Medical School  
Charles University, Czech Republic





# WFNS NEUROANATOMY COMMITTEE

## WFNS Neurosurgical Anatomy 2nd Webinar

**Presentations  
Interactive Q & A  
Case discussion**

**TUESDAY 23rd June 2020**

**Moderators:** T. Santarius, I. Cherian & K. Kalangu

- Vascular anatomy related to anterior, middle and posterior cranial base

**(Ramez Kirollos)**



- Anatomy of the posterior circulation **(Victor Hugo Pérez)**



- Amazing variations of vascular anatomy in the inferior posterior fossa seen during microvascular decompression for hemifacial spasm **(Henry Schroeder)**



- Optic foraminotomy as an alternative for ophthalmic aneurysms

**(Matías Baldoncini)**



- MCA aneurysms, how I do it? **(Vladimír Beneš)**



- Wisdom in management of giant aneurysms **(Eka Wahjoepranomo)**



- The role of ICG video angiography in brain surgery: the venous respect **(Giovanni Broggi)**



- Cerebrovascular trauma **(Igor Maldonado)**















# WFNS NEUROANATOMY COMMITTEE

## WFNS Neurosurgical Anatomy 2nd Webinar

**WEDNESDAY 24th June 2020**

**Moderators:** I. Kanaan, R. Nair & S. Sharif

- Orbit tumors. Anatomy & surgical approaches (**Pablo González-López**) 
- Olfactory Groove Meningiomas: Trials and Trepidations (**Anil Nanda**) 
- Anterior clinoid process: The key to unlocking the anterolateral skull base (**Roy T. Daniel**) 
- Variants of subtemporal approach to brainstem and posterior fossa lesions (**Jie Tang**) 
- Telovelar approach to posterior fossa tumors (**Ekkehard Kasper**) 
- Anatomical extension in clival chordomas: microsurgery vs. endoscopy (**Miguel A. Arraez**) 
- Approaches to cranio-cervical junction tumors (**Sebastien Froelich**) 
- Skull base cases & the relevant anatomy to decision making (**Sanjeeva Jeyaretna**) 



zoom

**Under the auspices of the WFNS  
Certification approved**

**23<sup>rd</sup> - 24<sup>th</sup> June 2020  
12pm – 3.30pm GMT**

**Free registration  
will be open soon !!!**